



Anatôme

IMPACT REPORT

September 2024–July 2025

TABLE OF CONTENTS

Introduction	3
Executive Summary	4
Organisational Overview	5
Our Team	6
Stakeholder Engagement	7
Our Resource Offering	8
Yearly Highlights	15
Summary of Operations	18
Day of Diversity Feedback Summary	19
Analytical Data	23
Team Reflections	24
Financial Overview	26
Opportunities for Involvement	27
Future Plans	28
Get in Touch	29
Acknowledgements	30



Introduction

After I founded Anatome in April 2023, I never could have imagined the heights we have reached two years later. I am immensely proud of the work that our team has put in over this time period and the countless hours volunteered to the cause of improving the representation in medical resources.

The work we have done this year would not have been possible without generous funding received from the University of Nottingham Cascade Fund and the School of Medicine Student Experience Fund.

This year marked pivotal moments in Anatome's development, from our Day of Diversity Launch event, to having a custom domain, and finally being registered as a Community Interest Company.

In my dissertation exploring ethnic inclusivity in the anatomical curriculum, I wrote that the University of Nottingham should develop its own repository of diverse surface anatomical images to meet the gap in the market. I am thrilled that we could be the company to make this happen and provide some of the first representation of its kind of marginalised communities in anatomical imagery.

This report will delve into our achievements this year as well as plans for the future. I encourage you to keep up to date with Anatome on social media and sign up to our newsletter.



Dr Aisia Lea

Director of Anatome Education CIC



Executive Summary

Value Proposition

Anatome Education CIC is committed to improving outcomes for patients from marginalised groups through the development of inclusive educational resources for healthcare professionals and students.

Problem

Research has shown an underrepresentation of those from marginalised communities and overrepresents the archetypal light-skinned, cisgender, able-bodied, muscular, young, male. This leads to increased stereotype acceptance and implicit bias formation that ultimately leads to poorer patient outcomes for those in underrepresented groups.

Solution

Anatome seeks to combat this through the production of diverse surface anatomical imagery to improve the inclusivity of the resources provided to healthcare students. Alongside this, we produce educational courses, interviews and reading lists to improve the knowledge of healthcare professionals relating to healthcare disparities.

Target Market

Our target market is higher education institutions which provide teaching on healthcare and/or anatomy courses, anatomical and educational societies, healthcare organisations, healthcare students, anatomy and healthcare educators, and patients.

Competition

Currently, there are no other organisations carrying out work similar to what Anatome is doing in relation to inclusive anatomical imagery. There are improvements being made regarding inclusive illustrations, for example, with Chidiebere Ibe's 'Black Fetus' image. Whilst textbooks are making an effort to include a wider variety of skin tones, little headway is being made regarding the representation of transgender individuals or those with visible differences.

Operations

We carry out our aims by taking our images in-house at the University of Nottingham School of Life Sciences photography studio. Here we film interviews and our educational courses. Our other work, such as blog post development, reading list creation and research takes place remotely.

Organisation Overview




MISSION

Anatome Education is an organisation committed to challenging healthcare disparities through inclusive education.



VISION

A world where every healthcare professional has access to equitable and representative educational resources.



STRATEGY

Bespoke multi-media resources designed with marginalised communities and healthcare professionals in mind.

Our Team

Aisia Lea

Founder and Director



Steve Galloway

Photography Team



Deborah Merrick

Staff Sponsor



Natasha Noel-Barker

Anatomy Team



Tom Hartman

Exhibition Support Team



Daniel Greenaway

Blog and Research Lead



Toby Ntege

General Secretary



Abir Benhissoune

Website Developer



David McMahon

Photography Team



Leia Boote

Anatomy Team



Siofra Hamill

Communications Officer



Stakeholder Engagement

Here we will outline how we have been engaging with each of our six stakeholder groups and our plans for future engagement.

Higher Education Institutions

We had staff and students from various higher education institutions attend our Day of Diversity launch event. We continue to contact academics via our newsletter and we are accepting applications for our Anatome Champion scheme to increase outreach within institutions.

Anatomical and Educational Societies

We have an ongoing relationship with Early Career Anatomists in terms of highlighting the work that Anatome is doing. We also have support from the Healthcare Leadership Academy following Aisia's tenure as a Scholar this year. We are planning an outreach campaign to highlight our resources to relevant societies in the future.

Healthcare Organisations

We have not yet formed a partnership with any particular healthcare organisation, however over the next year we plan to bring outreach locally, particularly in terms of garnering volunteers for our 'Through My Eyes' video interview series.

Healthcare Students

Healthcare students are now benefitting from our resources nationally after the launch of our image bank. Our Anatome Champion scheme is also open to students. We are hoping to involve students in projects at the organisation over the next year.

Anatomy and Healthcare Educators

As with outreach to higher education institutions, we are looking to expand our reach and the number of contacts we have at each institution as we grow and share our resources. We are going to keep in touch with those accessing our images to regularly request feedback for our work.

Patients

Via our Through My Eyes video series we continue to highlight the lived experience of marginalised patient groups. To enhance our resource offering we would like to bring in patient representatives and stakeholders to inform our work.

Our Resource Offering

The subsequent pages will showcase the resources we have developed over the past two years and how to access them. You can also click on the text in each button to navigate to the relevant webpage.

[Inclusive Image Bank](#)

[Through My Eyes](#)

[Equity in Action](#)

[The Anatome Podcast](#)

[Antome Champions](#)

[Anatome Reading List](#)

[Community Groups](#)

[The Anatome Textbook](#)

Inclusive Image Bank

We have made available over **400 images** for use in teaching showcasing those with disabilities, **visible differences**, transgender individuals and those who are ethnically minoritised.

Our images are licensed for use for **educational purposes only**. This means you are free to use them in any teaching materials, including workbooks, presentations and toolkits. Our images are not to be used for **commercial or promotional** materials without express permission.

You also have the option to download 6 **urogenital anatomy illustrations** designed by Lois Jane.

Our free images include a **watermark** in the corner of each image. This watermark does not cover the subject of the image and thus will not impact labelling. Please see our website for an example of this.

If you would like access to the entirety of our **950+** images, watermark-free, you can purchase an **institutional license for £100 a year**. This gives you access to all of our images plus any new images that we create. This license also exclusively gives you the option to **request poses** in upcoming photoshoots (although we cannot ensure these poses will be able to be photographed).

By accessing this image bank you agree to be contacted regularly to **collect feedback** from staff and students using the images. We will also send you a PowerPoint slide to use in lectures to facilitate feedback gathering from students.

FULL BODY AND FUNCTIONAL ANATOMY

108 images

BACK

46 images

TORSO

29 images

LOWER LIMB

59 images

UPPER LIMB

106 images

HEAD AND NECK

84 images

UROGENITAL ANATOMY

6 illustrations



SCAN THE QR CODE TO VISIT THE IMAGE BANK DOWNLOAD PAGE

Or visit our website:

<https://www.anatome.org.uk/inclusive-image-bank>

Through My Eyes

Through My Eyes is a sub-section of our project dedicated to exploring the **lived experiences** of those from marginalised backgrounds. These interviews are available to view on our website.

These interviews are **free** for use in **teaching materials** to give students exposure to the experiences of different patient groups, including those with lived experience of being marginalised.

We hope to expand the reach of the Through My Eyes project to other institutions and those who may be interested in sharing their experiences. If you would like to be involved, you can do so by filling out the **expression of interest**: <https://www.anatome.org.uk/through-my-eyes>

"I walk into GP appointments and they are so overwhelmed when they see me... it's a lack of seeing [visible differences] in our daily routines... normal doesn't exist. I don't really like the word "normal" anymore."

"No matter how you look... you should be involved in everything. I feel there's been times where I haven't been included [because of my disability], you don't think I'd be able to do that. But you haven't asked me, and it's made me feel left out... You don't know my ability."

"Everyone has their own timeline... as I came to terms with my condition and my journey, I understood that this is my path and I need to utilise my experience to get to where I want to be"



EXPRESS YOUR INTEREST



ACCESS THE INTERVIEWS



The Anatome Textbook

The Anatome Textbook consists of **10 chapters** adorned by our own labelled inclusive surface anatomical imagery. The chapters are divided by region of the body as other surface anatomy textbooks are.

Outside of exploring surface anatomy, the textbook also delves into the history underpinning many of the **healthcare disparities** that exist within our healthcare system today.

Topics of discussion within the textbook include the repercussions of slavery on **gynaecological discoveries**, the use of race in hypertension guidelines, so-called conversion therapy, the origins of **fatphobia**, ableism, eugenics and much more.

The textbook will serve as an **accompaniment** to the current healthcare curriculum that is oftentimes already too overstuffed and stretched to address some of the important topics we discuss in the textbook.

Our textbook also features **inclusive perspectives** on urogenital anatomy currently underrepresented in mainstream textbooks.

SCAN THE QR CODE
TO VISIT THE
TEXTBOOK
HOMEPAGE

Or visit our website:
anatome.org.uk:
<https://www.anatome.org.uk/the-anatome-textbook>



Equity in Action

Creating Inclusive Healthcare Environments

We have developed a **bespoke 12-chapter** asynchronous online course for those interested in creating inclusive healthcare and education environments.

The course has been arranged to fit around the busy lives of healthcare professionals and educators with **no time limits** on completion and three different course levels to suit personal needs and available time.

Each chapter has an associated **reading list** to support your understanding of the topic and professional development.

Chapters are also split into bitesize chunks to be less overwhelming and once again support the **flexible** nature of the course.

To increase **accessibility** to the course, we have introduced three levels with varying price points and requirements to suit the needs of the learner.

Members of the course will receive access to an **exclusive community group** and additional benefits depending on level purchased.



**ACCESS THE
COURSE
HOMEPAGE**

Or visit our
website:
anatome.org.uk

Introduction

EDI in the Healthcare and Educational
Context

Legal and Ethical Frameworks

Understanding Healthcare Disparities

Cultural Competency and Sensitivity

Bias Awareness and Mitigation

Inclusive Healthcare Practices

Addressing Mental Health and Wellness
of Diverse Populations

Intersectionality in Healthcare

Inclusive Healthcare Practices

Building an Inclusive Healthcare
Environment from an Organisation
Perspective

Measuring Progress and Outcomes

Conclusions and Action Plan

The Anatome Podcast

We launched **season 1** of the Anatome Podcast in 2024 with 10 episodes of conversations between inspiring individuals involved in EDI in healthcare education.

Access Season 1: anatome.org.uk

Community Groups

PUBLIC COMMUNITY GROUPS

Inclusivity Connectivity

Education Innovation

Book Club

Events

Opportunities

Anatome Education is not only an organisation committed to inclusive resource development, but also to become a **community** for likeminded individuals to share their work, thoughts, recommended reading, and events.

We recognise that often individuals or institutions will do amazing work in silos. The Anatome community will create space where those interested in EDI, healthcare, and education can **network together**.

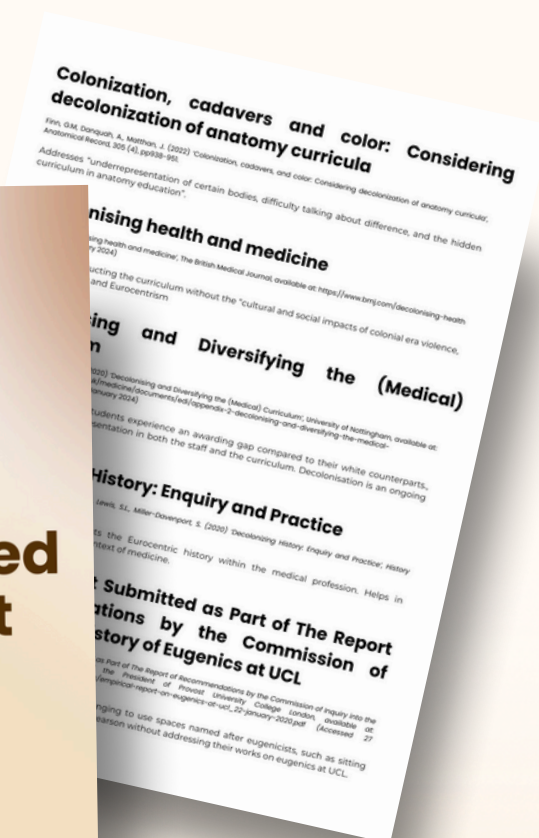
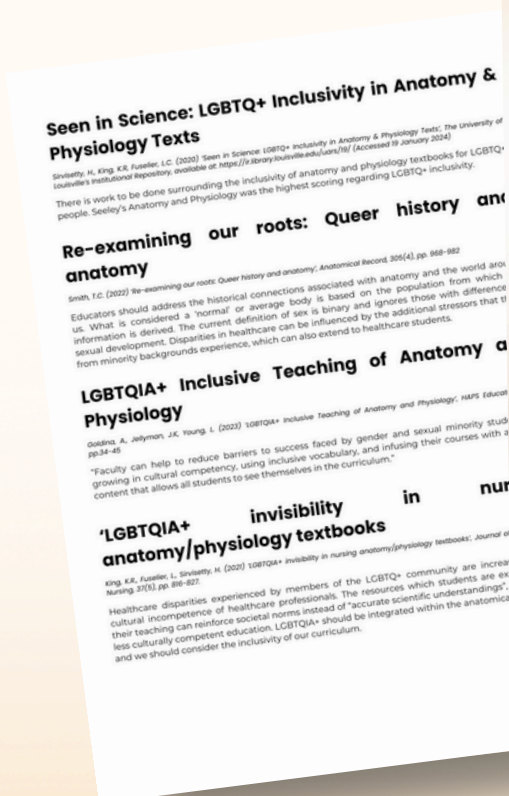

There are also private channels for those with specific roles within Anatome or the Equity in Action course.

Visit our website to create your member profile and join our groups: anatome.org.uk.

Access Our Reading List

During our research for various Anatome projects, we have compiled a list of **recommended reading** for those interested in EDI in healthcare and education. This list is not exhaustive, and we would love if you could share your own publications or work that you've read in our **community pages**!

You can also email info@anatome.org.uk if you have a piece of literature you would like to see in an upcoming newsletter or What's New in Inclusivity blog.



SCAN THE QR CODE TO ACCESS OUR READING LIST

Yearly Highlights

Presentation at the RAISE Conference

September 2024

We shared our work in a workshop at the Researching, Advancing and Inspiring Student Engagement conference, with Anatome as a case study for student-staff collaboration.



Aisia Receives the Vice Chancellor's Award

November 2024

Aisia was presented with the Vice Chancellor's Award by Professor Sue Norman for her work relating to EDI in medical and anatomical education.



The RCGP Midland's Diversity Conference

February 2025

The conference held a session regarding how we can best integrate inclusivity into both the undergraduate and postgraduate curriculum, with Anatome as an example of this.




Yearly Highlights

Anatome is Registered as a CIC

May 2025

Anatome is now registered as a Community Interest Company to further our development as an organisation.



The Anatome Staff Team Receive the Lord Dearing Award

June 2025

We are thrilled that staff members Dr Deborah Merrick, Steven Galloway, David McMahon, Leia Boote, Natasha Noel-Barker, Sadia Khan, Thomas Hartman and Anthony Bright received recognition for their commitment to educational excellence with this year's coveted Lord Dearing Award.



Our Day of Diversity Launch Event

June 2025

We held our launch event and conference at the University of Nottingham showcasing our work over the past two years.



Yearly Highlights

The Aspiring Medics Support Conference

June 2025


Aisia delivered a keynote speech at the annual Medical Student's Conference detailing her journey to becoming a changemaker through her project Anatome.



ASME ASM 2025

July 2025

We presented a poster at the Association for the Study of Medical Education's annual conference showing our resources and highlighting the importance of inclusivity in educational resources.



Aisia Speaks at the UoN BMedSci Graduation

July 2025

Aisia was invited to be a notable speaker at this year's BMedSci graduation following the success of her BMedSci project, which was the foundation for the creation of Anatome Education.



Summary of Operations

This year, we have taken Anatome Education from strength to strength through photoshoots, events and more. Here we summarise what we have achieved over the past academic period.

Image Production

We have organised six shoot days with nine models between September and July this year. The models we hired were Catrin Pugh, Glen Evens, Sarah Zachariades, Sizwe Jones, Moeed Majeed, Tom Bennett, Wesley Emmott, Noelle Eris Lin and Lindy Pieri.

Organisation Set-Up

To solidify Anatome's brand, we have secured a custom domain and email address. We have also upgraded our website to allow us to bring you our inclusive image bank. In a final move to take Anatome from a project to an organisation, we have now registered as a CIC.

Equipment Purchase

This year, we wanted to ensure that we used the funding we received to make Anatome sustainable. To do this, we have purchased lighting, microphones and a camera to support filming of interviews and events in the future.

Interviews and Courses

Our 'Through My Eyes' branch allows us to hear the stories of those from or experience with marginalised backgrounds. We have also interviewed our team members to reflect on their experiences and recorded our Equity in Action course.

Illustrations

In collaboration with Lois Jane, we have commissioned six inclusive urogenital anatomy illustrations which are available for purchase on our website.

Conference Organisation

A large portion of this year's funding went towards our Day of Diversity launch event, including the purchase of merchandise, food, image printing and photography for the event.

Day of Diversity Feedback Summary

Our flagship Day of Diversity event was held on the 25th of June at the University of Nottingham and was attended by over 50 delegates. The day featured a showcase of Anatome's work to date, our 'Living Different' exhibition, keynote speeches, oral and poster presentations, workshops, and an Anatome team Q&A. The post-conference feedback form was completed by 22 delegates. Reflections on the day are shared below.

Having attended the event, what have you now learnt about Anatome Education?

"Having attended the Day of Diversity event, I have gained a deeper understanding of their commitment to inclusivity and representation in education. It was inspiring to see how Anatome Education actively promotes diverse perspectives within their curriculum, ensuring that students from all backgrounds feel seen and valued. The discussions highlighted their innovative approaches to teaching, which incorporate various cultural viewpoints and learning styles. Additionally, I learned about the initiatives they have in place to support underrepresented groups in pursuing education and career opportunities. Their partnerships with community organisations demonstrate a proactive approach to bridging gaps and fostering a more equitable learning environment. The event also showcased testimonials from students who have benefited from Anatome's inclusive practices, emphasising the positive impact on their academic performance and personal growth. Overall, it reinforced my belief that diversity is not just an add-on but a fundamental aspect of effective education that enriches the learning experience for everyone involved."

"It was lovely to see the impact Anatome has had in wider circles, and to see so many people coming together from different backgrounds to support its success and learn about the work done"

"How much hard work, determination and dedication went into putting this compassionate and ambitious endeavor into reality. It was encouraging and inspiring to see the diversity of the models and hear their stories."

2Anatome education has a long way to go in terms of being more inclusive to racial differences and presenting sexual differences. However it is wonderful to see great champions in the field who are making significant contributions to shift the binary and reductionist ways of medicine and anatomy which lacks diversity"

What do you think of the work we are doing with Anatome Education?

"I think the work you're doing with Anatome Education is genuinely inspiring. It's clear there's a real focus on meaningful, inclusive learning, and the way you bring clinical knowledge to life is both engaging and accessible."

"I think it is needed and is a step in the right direction for increasing the visibility and appreciation of underrepresented individuals"

"Anatome Education seems to be making significant strides in the field of education, particularly in how it approaches learning and knowledge dissemination. The focus on innovative teaching methods and personalized learning experiences can greatly enhance student engagement and retention."

What did you think of our 'Living Different' exhibition?

"The exhibition showcased how Anatome Education is leveraging technology effectively, it could open up new avenues for accessibility and inclusivity in education. This could mean reaching underserved communities or providing resources that cater to diverse learning styles. It would also be interesting to consider how collaboration with educators, students, and industry professionals shapes the curriculum. Engaging these stakeholders in the development process can ensure that the content is relevant and practical."

"Lovely - really nice to see the images as physical pieces and not just digital images - makes it more tangible and speaks to the artistic value of the work"

"The exhibition was wonderful and inspiring, the images portrayed excellence and it was wonderful to read about each person's story it created a personal touch to each image so that I understand the person beyond the images"



What do you think of our Anatome Showcase?

"It was so personal and moving. I especially loved hearing the stories and experiences from each model and getting a glimpse of things from their perspective."

"The Anatome Day of Diversity showcase was a remarkable event that highlighted the importance of inclusivity and representation in our community. It provided a platform for individuals from various backgrounds to share their unique perspectives, experiences, and talents. One of the standout aspects was the variety of presentations, which not only celebrated cultural differences but also fostered understanding and dialogue among attendees. The workshops offered practical insights into how we can promote diversity in our everyday lives, encouraging us to reflect on our own biases and assumptions. Additionally, the networking opportunities allowed participants to connect with others who are passionate about diversity initiatives, creating a sense of solidarity and shared purpose. Overall, it was an inspiring reminder of the richness that diverse voices bring to our society and the ongoing work needed to ensure everyone feels valued and included."

What did you think of our Anatome Q&A?

"It was brilliant and comprehensive. The Anatome Q&A was quite insightful! It provided a unique perspective on various topics, especially regarding the intersection of anatomy and technology. The way the experts broke down complex concepts into understandable segments made it accessible for a wider audience. I found the discussions on recent advancements in medical imaging particularly fascinating, as they highlight how technology is reshaping our understanding of human anatomy. Additionally, the Q&A format allowed for real-time engagement, which brought out some interesting questions from participants that might not have been covered otherwise. It's always refreshing to see how different fields can come together to enhance our knowledge and spark curiosity."

"It was emotional because its a young student proving to others that it very much is possible to make a dream a reality and one that impacts the future generation so positively"

"It was really nice to see the team all together and hear about the ups and downs of the whole project. It showed how much work truly went into it and how many hands were involved in the making of it."

"Listening to the experiences of the Anatome team, who brought different expertise to the table reinforced to me the power of collaboration."

How Could the Day be Improved?

- Offer the chance to attend all workshops
- Expand the day to a two-day event
- Practical demonstrations of how to access resources and download our image bank
- Share slides before the event
- Ice-breaker activity

The following statements were rated by delegates on a scale of 1 to 5.

The conference was well organised

4.9

The communication leading up to the conference was clear

5.0

The information provided in the lead up to the conference was clear

5.0

Enough food and drink was provided

4.9

The range of speakers were interesting and insightful

5.0

The day was engaging

4.9

What Did You Take Away from the Day?

Hopeful for the future of anatomy teaching as someone with a disability

You can make a change if you have the right people supporting you

A boost in my enthusiasm... it was great to get a much needed recharge!

Where you start in life does not have to be where you finish

No matter how experienced one is in their professional career there is always an opportunity to educate oneself

The power of sharing diverse perspectives

If you see something that needs changing, change it

Lived experience is integral to our work

What it takes to make a change

Making a difference begins with me

Be inspired, be original, be loud!

There are so many little things we can do as individuals to make a difference and be more inclusive

Analytical Data

Analytical data was collected between September 1 2024 and July 28 2025.

1,154

Site
Visits

19

Blogs
Posted

281

LinkedIn
Followers*

49

Countries
Reached

113

Newsletter
Subscribers

333

Instagram
Followers*

1,154

Unique
Visitors

40

Social
Media Posts

19

Site
Members

Team Reflections

“ —

Everything we work towards is with the aim of better representation for marginalised communities – including patients and students and staff members. People deserve to be represented in the resources that are used for teaching. We’re not just showing a light-skinned, cisgender, able-bodied, muscular male. We’re showing what the actual population looks like.

Aisia Lea



I have been involved in many educational developments over the years but this is one that I definitely feel most proud of – its impact is huge. I look forward to seeing the project grow and grow.

Deborah Merrick

— ”



“ —

It has been really formative to work with so many people centered on inclusivity and representation.

Tom Hartman



I have found there is always more to learn. I enjoyed listening to the models perspectives and identified further challenges in life which I was not aware of. This is really valuable for me personally but also when in a student-facing position to enable greater discussion.

Natasha Noel-Barker

— ”

Team Reflections

“ —

Being a part of Anatome has made me far more aware of the lack of inclusivity that exists in the medical curriculum. I'm looking forward to expanding our reach and helping more people in the future.

Daniel Greenaway

“ —

The most rewarding part has been seeing the tangible impact of our work as a team, whether it was building new collaborations, updates on our website and social media, securing interest for our June event, or helping increase visibility for Anatome's work. Being part of a team so dedicated to meaningful, inclusive change has been incredibly motivating. It's rewarding to know that my role helps amplify voices that are often overlooked in medical education, and that together, we're creating tools that can genuinely shape future healthcare for the better.

Siofra Hamill

“ —


Overall this has been a unique and rewarding experience and has been enjoyable to work with so many different people from different walks in life.

David McMahon

The Anatome project has been an eye-opening experience, allowing staff and students to collaborate to co-create resources which will shape a more inclusive education for students who are able to access it. It has helped open discussions on an institution-wide level, and across the sector, addressing the need for more inclusive resources which are representative of the patient groups our students will go on to treat.

Leia Boote

— ”

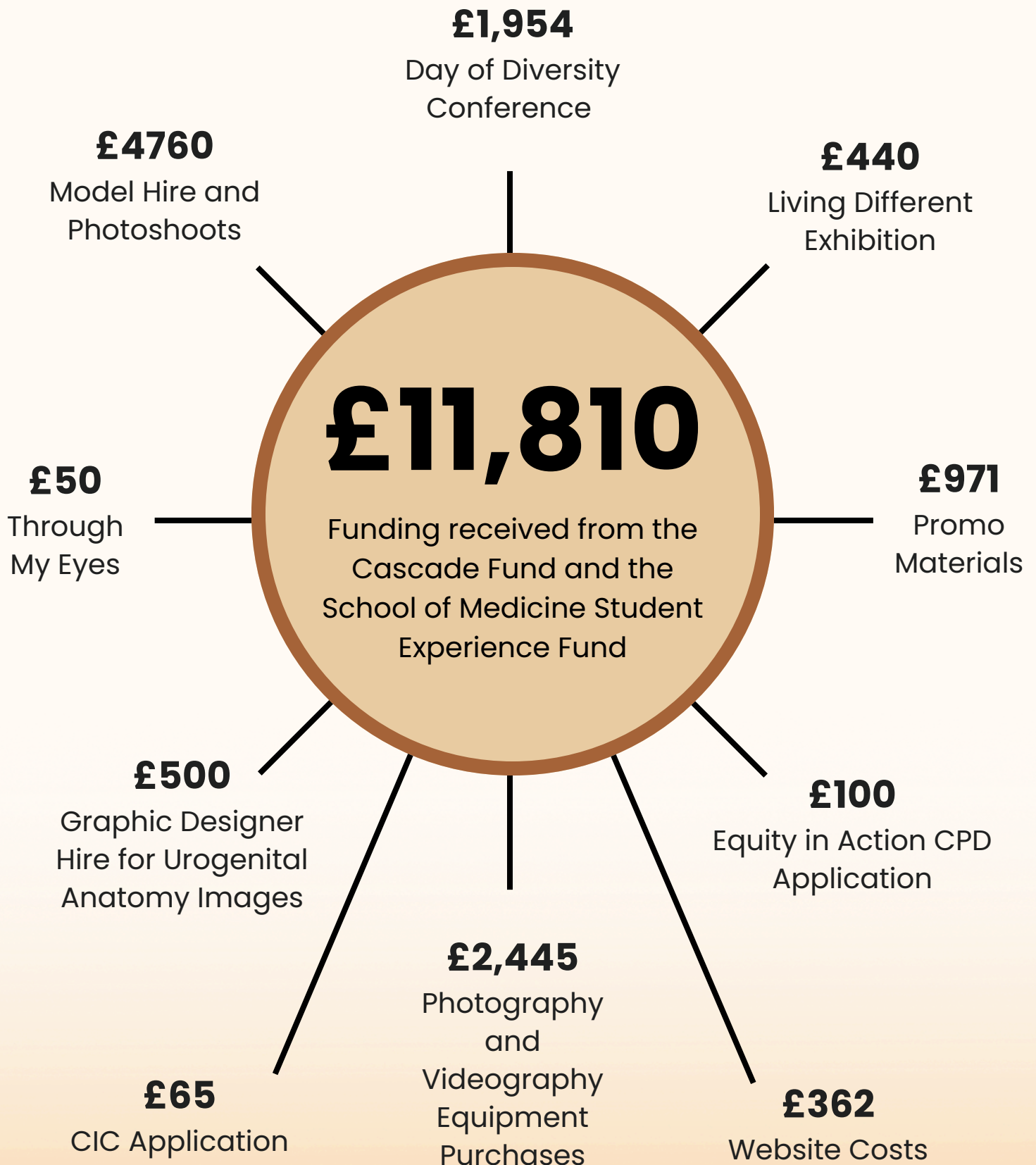


My experience has been enjoyable, productive, and rewarding.

Steve Galloway

— ”

Financial Overview



Opportunities to Get Involved

Are you interested in being a part of the work that Anatome is doing? The best way to stay updated is to subscribe to our newsletter. Here are some of the opportunities we have on offer at the moment. You can apply for them at our website: <https://www.anatome.org.uk/get-involved>

Become an Anatome Champion

Volunteer some time at your organisation to advertise Anatome's work while having the chance to get involved in feedback collection and research.

Host an Anatome-Associated Event

Want to host an event that aligns with Anatome's objectives of equity, inclusion, and empowerment? We can support and collaborate in its advertisement and organisation.

Be a Through My Eyes Interviewee

Share your experience of being from a marginalised background or working with those from marginalised communities in a video interview.

Be a Guest on the Anatome Podcast

Do you have an inspiring story behind your journey towards creating an equitable healthcare or educational environment? Share your story with us!

Keep an eye on our social media channels to be the first to hear when we have openings on our committee or other projects that we're working on.

Future Plans

We are extremely proud of the work we have managed to achieve over the past year and we want to continue to grow as an organisation. However, we recognise that for many of our operations to continue, we need to ensure we have funding in place to deliver our objects of creating a more equitable healthcare environment. Therefore, one of our main focuses over the next year will be to establish ourselves as a CIC and secure additional grant funding.

Following our work this year, we will be entering a period of reflection to allow us to consider how our images are being used and begin gathering feedback regarding their use.

We will continue to produce educational blogs and are working behind the scenes to bring you season 2 of the Anatome podcast, as well as considering other ways to diversify our approach to meet our aim of making the medical curriculum more inclusive. Alongside this, we are working hard to bring you our inclusive Surface Anatomy Textbook to serve as an adjunct to medical student's learning.

From a team point of view, Aisia has now started working as a Foundation Year 1 doctor which will impact the time that can be dedicated to the organisation. With the new academic term looming on the horizon, the staff involved in our project will once again be committed to providing teaching to students across the University. These are the things that we have to consider when running a not-for-profit organisation part-time - the day job also takes priority!

This year has been explosive in terms of our growth and development, a culmination of two years of hard work. Realistically, it is unlikely that next year we will bring such a huge host of resources to you in one go, but rest assured that we will continue making waves in the healthcare field. We are already working on developing the images from our most recent photoshoots and researching different funding avenues.

With this, we make a commitment to endeavor to meet the following aims over the next year:

- Grow our diverse surface anatomical image bank
- Release our Surface Anatomical Textbook
- Launch season 2 of the Anatome Podcast
- Continue to pursue a future where the healthcare curriculum is truly inclusive
- Host events both in-person and online

Get in Touch



Anatome Education



anatome.org.uk



[@anatome.education](https://www.instagram.com/anatome.education)



[@anatomeeducate](https://www.twitter.com/anatomeeducate)



Anatome Education



info@anatome.org.uk

Sign up to the Anatome Newsletter



Acknowledgements

I would like to thank everyone who has continued to dedicate their time to the Anatome project over the year, from those who attended our Day of Diversity, who have downloaded our images, or engage with our social media posts.

To the Anatome committee, Deb, Steve, David, Leia, Natasha, Tom, Dan, Toby, Siofra and Abir, thank you. None of what we have achieved this year would have been possible without you.

Thank you to the Cascade Fund and the School of Medicine Student Experience Fund putting faith in student projects and the impact that students can make.